

WHY CREATE A STATE OF NORTH DAKOTA LOGIN?

To use the unemployment compensation website UI EASY, you will need to create a State of North Dakota login.

Before you begin, you will need to have access to an email address you own and can log in to. This is important because the security code to activate your account will be sent to this email address. Please note this email address will be used for all future changes to your State of North Dakota account.

Where Can I Create a State of North Dakota Login?

- Go to Job Service North Dakota's website at www.jobsnd.com
- Click on the blue and white UI EASY logo

The screenshot shows the North Dakota Job Service website. At the top, it says "North Dakota nd.gov Official Portal for North Dakota State Government". Below that is the "NORTH Dakota Job Service" logo with the tagline "Be Legendary." and a search bar. A navigation menu includes "HOME", "JOB SEEKER", "EMPLOYER RESOURCES", "UNEMPLOYMENT BUSINESS TAX", and "UNEMPLOYMENT FOR INDIVIDUALS". A large banner features the text "EARN WHILE YOU LEARN" and "Apprenticeship" with a button. Below the banner are four service tiles: "Online Workforce Connection" (Find a Job or Recruit Employees), "Business Tax Login" (Unemployment Insurance Business Tax Login), "Unemployment Claim" (File an Unemployment Insurance Claim), and "Labor Market Information" (Workforce and Employment Data, and More). A black arrow points to the "UI EASY" logo in the Business Tax Login tile.

CREATING YOUR ACCOUNT

If you do not have a State of North Dakota login, click the Register Now button.

The first step in creating your State of North Dakota login is to complete the Personal Account Details page.

Here you will be asked to....

- Create a login and password
- Enter your demographic information
- Complete contact information for account activation and recovery

Next you will be asked to provide basic security information. Required information is marked with an asterisk (*)



North Dakota Login

Steps: Profile Registration | Confirmation

Personal Account Details

Personal accounts should only be used for online services related to you personally such as North Dakota Game and Fish, Child Support Parent Access, etc.

Login Details

*User ID:
*Password:
*Confirm Password:

Personal Information

*Name: First MI Last Suffix
*Address 1:
Address 2:
Address 3:
*City, State, Zip (555554444)
*Country: (United States of America)
*Personal Phone : (2223334444)

Account Recovery Setup

Email
*Email:
An activation code will be sent to your email address. Use the activation code to complete setup for email recovery option.

Optional Cell Phone Recovery Option
Cell Phone Number:
An activation code will be sent to your cell phone. Use the activation code to complete setup for cell phone recovery option.

Message and data rates may apply.

Security Questions

*Question 1:
*Answer 1:
*Question 2:
*Answer 2:

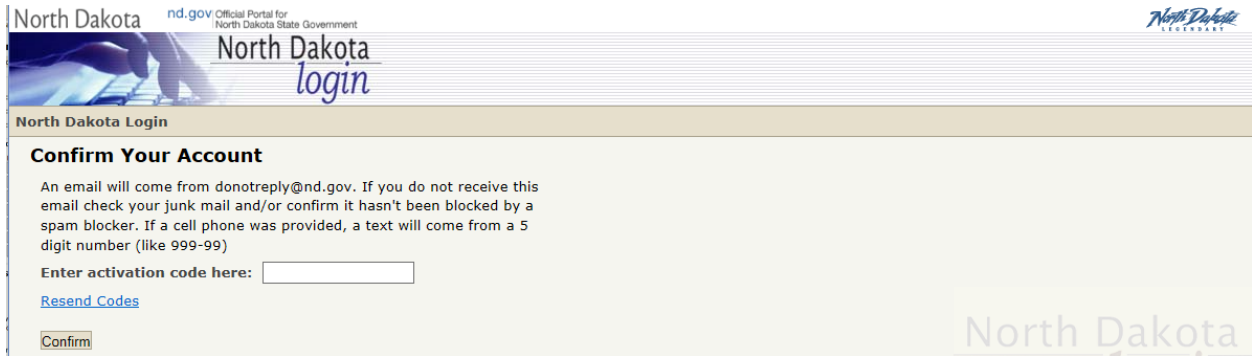
Terms of Use:

Please read the [Terms of Use](#) carefully before creating your North Dakota Login. By registering for a North Dakota Login, you agree to be bound by and comply with the [Terms of Use](#) governing the use of your North Dakota Login.

I Agree

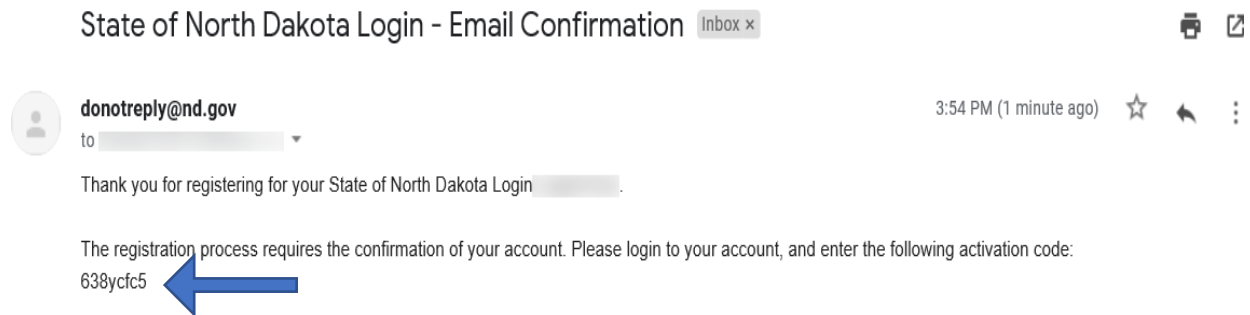
- Review the Terms of Use and putting a check mark in the I Agree box.
- Click on Create Account.

After clicking the Create Account button, you will be asked to Confirm Your Account

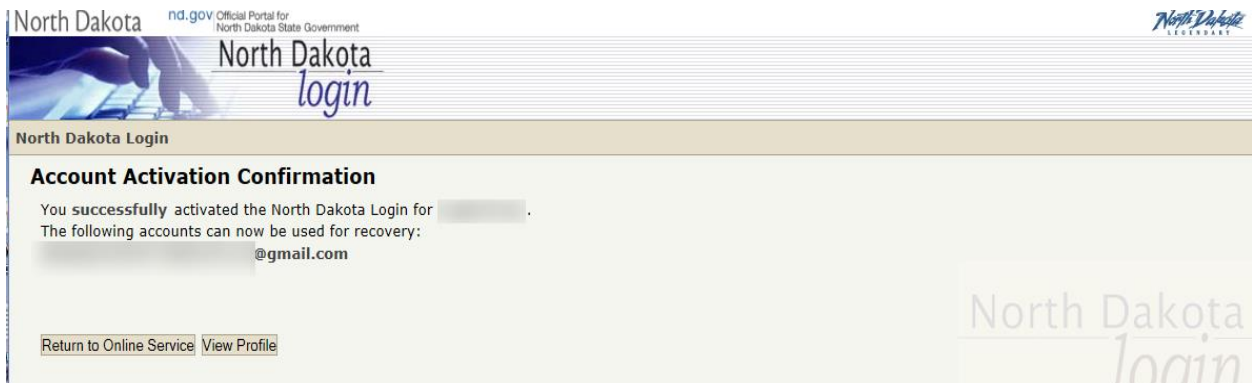


A code will be sent to the email address you entered and/or through a text message on your cell phone (if you entered your cell phone information).

Open your email to find the activation code and enter the code into the Confirm Your Account box as shown above.



After you have successfully entered the security code you will receive a message confirming your account activation.



Click on the Return to Online Services to login to the North Dakota Online Services

LOGIN TO YOUR STATE OF NORTH DAKOTA ACCOUNT

Sign in with the login and password you just set up.

North Dakota nd.gov Official Portal for North Dakota State Government

Unemployment Insurance Employer Account Systems jobsnd.com UI EASY

North Dakota Be Legendary

North Dakota login

Already Registered - Not sure?

North Dakota Login:

Forgot Login

Password:

Forgot Password

Login

Update your account

New to North Dakota Online Services?

Register Now!

Benefits of North Dakota Login

- One North Dakota Login and password to access multiple ND Online Services
- Register once for secure access to State services

Need help? Read through the FAQ.

For assistance with this North Dakota Login, contact the Service Desk.

We use Secure Sockets Layer (SSL) encryption technology to ensure your information is secure and protected.

Will Open a New Window (pop-up).

Privacy Statement | Contact Information | Disclaimer | Security |

Once you have completed the State of North Dakota account login you will be asked to enter your account number and access code.

Access Account

Welcome and thank you for accessing UI EASY. Please enter your UI Tax Account Number and access code for the account you wish to access.

****UI EASY is unavailable from 10:00 p.m. to midnight Monday through Friday.****

UI Tax Account Number:* (9999999)

Access Code:* [Forgot your Access Code?](#)

If your UI tax account has not previously been registered in UI EASY [Register Now](#).

*Required

You now have successfully created a State of North Dakota login and signed into your UI EASY account.

